

## WAVE THRUSTER Ltd

"The missing link"

Program: Wave Tri Fins Pro



The link with surfing has always been a great inspiration for the wave sailors. The standard surfing fin set up is now available on wave sailboard that is specifically designed to replicate the accuracy and sharpness of surfing turns on the wave face. Try to believe.


### The Wave Thruster LTD features:

The outline maximum width is moved towards the tail. More curved outline tail design in combination with a straight rocker and a simple V hull configuration creates a deck "fulcrum" area in the middle of the straps. The tri fin set up moves the bottom pressure point forward to fall closer to the deck one, so as to make every turn "pivoting" on these two pressure points that fall in perfect balance. A pleasure for both onshore and side-shore sailing. A new fast and early planning board that will feel secure as a single fin but "turny" and radical as a surfboard.

### Technology:

EXCLUSIVE Custom-made full sandwich with Biaxial Glass, which give us best results in terms of weight/strength. We kept Epoxy/Herex 100 stringers on bottom of the thinnest boards (mainly 68 and 76).






The Tail deck and the mini-Tuttle fin screw box



The tail features a tri fins configuration and a swallow outline




New front foot pad developed to reach the top in performances and comfort, the outside 6 mm pad hides the underneath 1,5 cms heel bumper... Technology + performance with RRD style... of course!



The Wave Thruster LTD are equipped with the MFC G10 CNC fins:  
center Fin 16.5/17.0/17,5 cm + side fins 8 cm



The outline maximum width is moved towards the tail



The curved outline tail design and the straight rocker with a simple V hull configuration

Mod.	Size (cms)	Vol.	Weight	Fin	Sail Range
WaveThruster Ltd 68	230x53	68	5,6	MFCTF center 16.5 US + SF 8 MT	3.2 - 4.7
WaveThruster Ltd 76	231x56	76	6,3	MFCTF center 17 US + SF 8 MT	3.7 - 5.3
WaveThruster Ltd 84	232x58.5	84	6,5	MFCTF center 17.5 US + SF 8 MT	4.2 - 5.8

Technology: EXCLUSIVE Custom-made full sandwich with Biaxial Glass